




VŠEOBECNÁ FAKULTNÍ
NEMOCNICE V PRAZE



I. LÉKAŘSKÁ
FAKULTA
Univerzita Karlova



Paediatrics

introduction and organisation

[*peter.szitanyi@vfn.cz*](mailto:peter.szitanyi@vfn.cz)

**Klinika pediatrie a dědičných poruch metabolismu (KPDPM)
Department of Paediatrics and Inherited Metabolic Disorders**

Info's available on the web <https://kpdpm.lf1.cuni.cz/en> First Faculty of Medicine, Charles University in Prague (cuni.cz)

Webmaster: Mrs. L. Linková

The screenshot shows a web browser window with the address bar displaying <https://kpdpm.lf1.cuni.cz/en>. The page header includes the logo of the First Faculty of Medicine, Charles University, and the text "Department of Paediatrics and Inherited Metabolic Disorders". A search bar is located in the top right corner.

Navigation Menu:

- Home
 - Introduction
 - Syllabus
 - Lectures
 - Examination questions
 - Rigorous State Examination Requirements
 - Dentistry
 - Summer clerkship Year 5
 - Contact

Current information kelfova 22.12.2020

We will adapt the mode of teaching according to the actual epidemiological situation in Prague/Czech Republic and PES (anti-epidemic system) risk score.

Organization of teaching and studies take place as e-learning with the combination of clinical praxis, including simulation sessions in person at the departments and on-line teaching.

In connection with a directive issued by the Hygiene Station of the City of Prague currently valid, lectures take place only online.

At the moment clinical or practical teaching of medical students is still allowed, by maintaining strict hygiene measures.

Schedule: final version will be available in the first week of January 2021 at <https://kpdpm.lf1.cuni.cz/en/sylla>

Usually lectures take place on line 8-9:45, practical education in person 10-12:30, everyday program.

Credits will be given at the end of the course, after passing the test (in person, students divided into smaller groups according to epidemic situation). Credit-test questions will be available at the web - in progress

Examinations will take place in person

For further information please see web of the faculty and SIS!

Audio based Power-point presentation will be available at the e-learning portal of Charles University (e-learning.lf1.cuni.cz)

All online classes will use faculty-supported communication and teaching platforms MS Teams and Moodle. Participation in online seminars remains compulsory.

Practical instruction (simulation teaching, etc.) is limited to 10-20 persons being present in one room.

During all practical instruction and seminars, preventive measures must be followed (nose and mouth covering, disinfection of hands and work surfaces).

In case a student cannot, due to objective and serious reasons, participate in practical instruction (reasons are to be evaluated by subject guarantor), the student must make an arrangement for compensating for the instruction missed

COVID-19 TRAFFIC LIGHTS
current status:

2. STUDIES WITH RESTRICTIONS

The Windows taskbar at the bottom shows the search bar with the text "Sem zadejte hledaný výraz" and the system tray with the date and time "12:44 23.12.2020".

Who-Is-Who

- Prof. Tomáš Honzík, MD, PhD
Head of the Department VFN
- Lucie Gonsorčíková, MD, PhD
Head of the Department FTN
- Peter Szitányi, MD, PhD
responsible for pre-graduate education in
paediatrics- english parallel group
- Secretary: Mrs Blanka Albrechtová
– Office next to prof. Honzík, 4th Floor

Who-Is-Who

- Representative of english parallel group
 - Or 6051+52
 - ???
-
- Email + czech mobile number

Organisation of the Course

- 7-week course with the state exam
- Full-time attendance expected, max 2x unauthorized absences
- Lectures and Seminars
- Practical seminars
 - Hospital units KPDPM: 1st Floor, 2nd Floor,
 - ICU dense seminars
 - Other wards: Maternity/Neonatal units Apolinářská and FTN Krč, Paediatric Department FTN Krč (L. Gonsorčíková)
 - OP clinic at the department KPDPM and PD FTN: clinics timetable to be filled in by students
(files cabinet/nurses room/hangs on the OP dptm door)
- Always check TIME and LOCATION
- KPDPM Ke Karlovu (main site)

Organisation

Organisation of teaching and studies take place as combination of F2F teaching, e-learning and clinical praxis, including simulation sessions. In person at the departments.

Generally: F2F

- Lectures 8-9:45 am (10-12:00, 12:30-14:00)
- Seminars 10:15-12:30 am

First two weeks – focused on propedeutics

- growth of the child and its development
- medical history and physical examination in paediatrics

	January																												February																												4th year
	8	9	10	11	12	15	16	17	18	19	22	23	24	25	26	29	30	31	1	2	5	6	7	8	9	12	13	14	15	16	19	20	21	22	23																						
	Mo	Tue	We	Th	Fr	Mo	Tue	We	Th	Fr	Mo	Tue	We	Th	Fr	Mo	Tue	We	Th	Fr	Mo	Tue	We	Th	Fr	Mo	Tue	We	Th	Fr	Mo	Tue	We	Thu	Fri																						
Seminars																																																									
8.00-09.45	1	3		37	12	4	41	40	24	16	34	26	5	36	13	35	27	7	28	29	22	32	30	25	14	15	33	31	20	17	18	19	23	8T																							
10.00-12.00	2																																																								
12:30-14:00	9				6																																																				
JZ (12:45-16:00)											21					38										10	10	10																													
Consultations JZ (12:45-16:00)																																																									
Practice 10.15-12.45																																																									
1st Floor		A	A	A		B	B	B	B	C	C	C	C	D	D	D	D	E	E	E	E	F	F	F	F	B	B	E	E	A	A		A	A																							
2nd Floor		B	B	B	B	C	C	C	D	D	D	D	D	E	E	E	E	C	F	F	F	A	D	A	A	A	A	A	C	B	B		C	C																							
ICU (10:15-12:30)					A					B					F					D																																					
ICU FTN			C				D						E						F					A																																	
Maternity VFN		D	D	D	D	E	E	E	E	F	F	F	F	C	C	C	F	A	A	A	A	B	B	B	B	C	C	C	A	D	E	A	B	B																							
Outpatients			F		F	D	F			E	E	E	A		A	A	B	B	B	B	C	C	C	C		D	D	D					C		D	D																					
FTN Krč Paed. 1		C	E		C	A	D	A	F		A	A	B			B																				E	E																				
FTN Krč Paed. 2		E			E	F		F		A	B			F	B	F	A	D																			F	F																			
FTN Krč Maternity				F											A																																										
Simulation sem		F				A																																																			
X-ray practice				E						A																																															

	February	
Consultation seminars	22	20
13:00-14:00	Thu	Tue
Group	6051a	6051b
	TH	PD
	February	
Consultation seminars	20	22
13:00-14:00	Tue	Thu
Group	6052a	6052b
	MM	PS

FTN Krč Pediatric dptm: Practice starts at 10:45 a.m. at the Dep. of Paediatrics build.G2, Thomayer Hospital
 Practice take place at the 1st and 2nd units, ICU, Outpatients ground floor: Department of Paediatrics and Inherited Metabolic Disorders,
 X-ray practice - seminar room of the X-ray department, building E1a ground floor
 For Practice at the Maternity Hospital Apolinářská, convene at 10:15 a.m. at the ICU (JIP) entrance, 1st floor left
 TN Krč Neonatal/Maternity: Practice starts at 11:00 a.m. at the Dep.of Neonatology Dep. Build.U 3rd floor, Faculty Thomayer Hospital

Lectures/Seminars are in person F2F
 Simulation seminars 13-16:00: Simulation center, Institute of physiology, Albertov 5,
 CS-consultaions seminars

Cave! Prof Zeman offers special lectures (consultations in pediatrics) - dates and times via secretary (lecture hall/large Seminars room, E3a)

Credit Test 9:00, lecture hall, Building E2, 3rd floor

Groups A-F

	A	B	C	D	E	F
1	Abdelkader M. A. M.	Das Raina	Gorakhpuri H. S.	Jayaswai S.	Ogino M.	Somaya V. H.
2	Agrawai M.	Del Giglio D. G.	Grau P.	Kankanaia P.	Pariyadam M.	Suemitsu K.
3	Al Asafen M. Y.	Dikalos I.	Grinin P.	Khan Mariyam	Peer J.	Tariq M. H.
4	Albuquerque G. H.	Eilat S.	Gupta Celina	Khan Mohammad I.	Portnoy Y.	Tartakovsky D.
5	Ali Samia	Elsherif A.G.F.	Gupta Shrey	Khetsakul T.	Premkumar S.	Vlachopoulou D.
6	Bakhtdavlatova A.	Enenajor S. Ch.	Haichin L. S.	Kirkar A.	Rajesh G.	Vondivillu S. A.
7	Bellur P.	Fernandes S. D.	Hazellus C.M.H.	Koren J.	Rapaport B.	Yousif A. S.
8	Ben Hayun A. D.	Fessatos A.	Huber L.-M.	Kumar M	Reymond Ch. A.	Zohar N.
9	Benzakein S.	Fishman A.	Chauhan S.	Liraz S.	Rodriquez S.	Pedersen A.
10	Blagman S. E.	Galinaud C.	Ishikawa M. Y.	Lytle W.	Sajnani P.	Bengtson S.
11.	D Souza R. J.	Gimenez L.	Jagau K.	Möckel F. H.	Shaul H.A.K.	Omar Metwalley
12.	Daralqorna S. A.M.	Gopalakrishnan K	Jai Radhika	Mortazavi A.	Sing A. A.	Koulopoulos A

Lectures in person – Lecture hall building E2, 3rd floor

Seminars at neonatology ward (Apolinář) begin at 10:15 in front of neonatal ICU
- first floor left

Seminars in out-patient-ward - student groups will be divided into subgroups

X-rays seminars take place in the X-ray seminary room, Bld. E1, groundfloor

Seminars at Krč Paediatric Thomayer Hospital begin at 10:45 am - Bld. G2

Seminars at Krč Neonatology department begin at 11 o'clock am - Bld. U

Clinical seminars – consultations, clinical case discussion
Simulation center - Institute of Physiology, Albertov 5

February 23rd, 9-12 am – credit test

Practical Sessions

- Change at the cloakroom (for KPDPM at the building E2, top floor; key available at the porter's station against badge)
 - Shoes, white coat, stethoscope, notepad, pen & **FFP2 respirator**
 - Never forget to expose your badge
- Programme will vary according to the
 - Location
 - Patient availability
- Usually: introduction with the mentor, individual work with the patients, all-together discussion about the patients seen

**Department of Paediatrics
and Inherited Metabolic Disorders**

First Faculty of Medicine
Charles University and General University Hospital in Prague
Ke Karlovu 2, 121 00, Praha 2, Czech Republic,
Phone: +420 224 967 734
Head: Prof. MUDr. Tomas Honzik, Ph.D.



Attendance sheet

Name Group.....

WEEK 1		WEEK 4		WEEK 7	
Mon		Mon		Mon	
Tue		Tue		Tue	
Wed		Wed		Wed	
Thu		Thu		Thu	
Fri		Fri		Fri	
WEEK 2		WEEK 5			
Mon		Mon			
Tue		Tue			
Wed		Wed			
Thu		Thu			
Fri		Fri			
WEEK 3		WEEK 6			
Mon		Mon			
Tue		Tue			
Wed		Wed			
Thu		Thu			
Fri		Fri			

Consultation seminars

- Last two weeks of the course: individual consultation with all teachers on demand and their availability
- Last week, seminars with main examiners, 4 groups (PD & MM - Feb 20, TH & PSz - Feb 22, 13-14:00)
- Preferably F2F (MS-TEAMS),
- Seminars with JZ, dif dg in Pediatrics play the same role. See schedule
- Registration with Mrs. Kliková after introduction, changes via secretariat

Consultation seminars

**Dates,
small/large Seminar room E3a**

February		
Consultations		
13-14:00	Tue 20	Tue 20
Group	6052a	6051b
	MM	PDol
13-14:00	Thu 22	Thu 22
Group	6051a	6052b
	TH	PSz

Divide you in 4 groups

- Half of 6051a/b
- Half of 6052a/b

**Pls let know secretariat with
final version**

Ward rounds

- Each group to attend - voluntary
 - ward rounds
 - 1st Floor: Wednesdays 1:00 pm
 - 2nd Floor. Thursdays 1:00 pm

Credit and State Examination

- Conditions

- Full attendance (max absence rate 2, for serious reasons) – except of Covid/medical reasons...
- Credits will be given at the end of the course, after passing the test (in person, students event divided into smaller groups according to epidemic situation).
Credit-test questions available at the web
- State examination will take place in person
 - Question triplet + Imagine method/description

Credit

- credit tests, 23.2.2024
- Last day of the course,
- 9:00-11:00 in person for all group
- Moodle RUK application.
- Test will be open 5 minutes after hour. Reserve of 5 minutes for administrative (eg. test in 8:00 open at 8:05). Time limit is 2 hours.
- Multichoice, optimaly 38-40/40, minimum 32
- <https://dlcv.cuni.cz/course/view.php?id=528>
- Equipment needed: „smart“ phone, tablet, notebook

WIFI connection - Eduroam

Crohn's disease:

- **Is an autoimmune disorder.**
- Typically manifests in infants.
- **It affects the gastrointestinal tract with segmental involvement .**
- Is curable.

Extra-intestinal manifestations of inflammatory bowel disease include:

- **Primary sclerosing cholangitis associated with ulcerative colitis.**
- **Enteropathic arthritis.**
- **Osteoporosis.**
- Gottron papules.

A typical finding in Crohn's disease is:

- Crypt abscesses in the biopsy specimen.
- Pancolitis.
- **Terminal ileitis.**
- **Granulomas in the biopsy specimen.**

Final english version



FIRST FACULTY
OF MEDICINE
Charles University

Department of Paediatrics and Inherited Metabolic Disorders

CZ

- > Home
- > Syllabus
- > Lectures
- > Examination questions
- > Rigorous State Examination Requirements
- > **Credit tests**
- > Dentistry
- > Summer clerkship Year 5
- > Contact

Credit tests

Credit tests

Search

keřlfova 20.02.2021

[Link to download a file with credit tests \(updated 20/02/2021\)](#)

author: [keřlfova](#), last modification: [keřlfova](#), 20.02.2021 number of views: 711

Page ranking: ☆☆☆☆☆

If you think the article is not up-to-date, [click here](#).

Copyright 1. LF UK 2021
Development by [webProgress](#)

Practical procedures:
Credit test - pediatrics

<https://dlcv.cuni.cz/course/view.php?id=528>

instructions

Find the course **Credit test**

- In the internet browser add the address:

<https://dlcv.cuni.cz/>

- On the page:

1. [Home](#)
2. [Courses](#)
3. [First Faculty of Medicine](#)
4. [Department of Pediatrics and Inherited Metabolic Disorders](#)
5. [Credit test](#)

Enrol in the course

Dashboard / Courses / First Faculty of Medicine / Department of Pediatrics and Inherited Metabolic Disorders
/ Credit test / Enrol me in this course / Enrolment options

Credit test

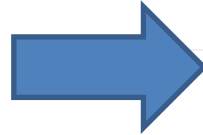
Enrolment options

[Credit test ↗](#)

Učitel: Peter Szitanyi

▾ Self enrolment (Student)

No enrolment key required.



Enrol me

Accept GDPR rules

[Titulní stránka](#) / [Zásady a souhlasy](#) / Ochrana osobních údajů (GDPR)

Další vzdělávání na UK

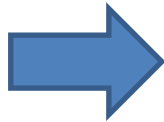
Ochrana osobních údajů (GDPR)

Zásada 1 z 1

Přečtěte si prosím naše Ochrana osobních údajů (GDPR)

Ochrana osobních údajů (GDPR)

Plné znění naleznete [zde](#)



Další

[Zpět na začátek](#) ▲

Credit test

Course Participants Grades Question bank Competencies More ▾

▼ General

Collapse all

 Oznámení

▼ Credit test - 23.02.2024

 Credit test 23.02.2024, 9:00 Mark as done

▼ Credit test - 24.2. Not available

▼ Credit test - 25.2. Not available

▼ Credit test - 26.2. Not available



<https://dlcv.cuni.cz/>


Enrolling to the test- any student of Charles University (ISIC Number).

- Test is available only at specific day of credit, password will be available before the test in the lecture hall.
- After finishing the test, results will be display without possibility for corrections.
- Unique test for each course, randomised Qs
- Repetents cannot repeat the test next day, at least after 2 weeks.

In the printed form, not online. (randomised versions are prepared)


Textbook:

Nelson essentials of pediatrics



Začátek stránky

[Stránka podpory uživatelů EBSCO](#) | [Zásady ochrany osobních údajů](#) | [Podmínky použití](#) | [Autorská práva](#) | [Kontaktujte nás](#)

 použitý systém - EBSCOhost

© 2017 EBSCO Industries, Inc. Všechna práva vyhrazena.

Browser window showing the URL: <http://eds.b.ebscohost.com/eds/search/basic?sid=e4c28651>

Search results for '8165' are displayed. A yellow banner at the top of the results area reads: 'Nejste v síti UK, přihlašte se prosím / Login for full access'.

Navigation links: Předvolby, Jazyk, Kontakty, Nápověda



Vyhledávání v informačních zdrojích Univerzity Karlovy - UKAŽ

Klíčové slovo 

[Možnosti hledání](#) | [Základní vyhledávání](#) | [Rozšířené vyhledávání](#) | [Historie hledání](#)



CS 15:48
6.1.2017

ukaz.cuni.cz

https://pedscases.com/

https://pedscases.com/

Pediatrics for Medical Students

home
content
podcasts
cases
guidelines
videos
clinical presentation
links
get involved
about us >

pedscases

Infant Nutrition

An approach to nutrition from birth to 6 months

Latest Content

- Approach to Major Depressive Disorder**
Author: Jeff Bennett
Published: Jan 06, 2018
This podcast discusses an approach to pediatric major depressive disorder. Listeners will learn about the clinical presentation of depressive disorders, as well as diagnostic criteria and treatment options. This episode was created by Jeff Bennett with the assistance of Dr. Heidi Wilkes. Jeff is a medical student at the University of Alberta and Dr. Wilkes is a consultant psychiatrist at the Stollery Children's Hospital in Edmonton, Alberta.
- Approach to Leukocoria (Audio)**

News

- Summer 2017 Update**
We are getting good press!
- One Hundred Podcasts!**
Thanks for the support.
- One Million Downloads**
Thank you for your support!

[News Archive >>](#)

Twitter Feed

Tweets by @PedsCases

PedsCases @PedsCases
New Podcast: Approach to Major Depressive Disorder
Learn an approach to this important diagnosis in this...
fb.me/1yyse4gBK
22h

- ac. bronchiolitis
- ac. epiglottitis
- ac. gastroenteritis with dehydration
- ac. laryngitis
- ac. myocarditis
- ac. poststreptococcal glomerulonephritis
- ac. tonsillitis
- astma bronchiale
- diabetes mellitus – ketoacidosis
- intussusception
- pneumococcal pneumonia in children
- burn injury
- purulent meningitis
- muscular pyloric hypertrophy
- nephrotic syndrome
- RDS
- viral pneumonia in infant



**Thank you &
crossing the finger for you!**